



ST. FRANCIS CONVENT INTER COLLEGE HOLIDAY HOMEWORK



LKG

2026 - 2027





INSTRUCTIONS


Students enrichment activities

1. Use only crayons for colouring.
2. All the worksheets to be kept in a folder with Name, Class, Section and Subjects mentioned.
3. Complete your assignment on time.
4. Holiday homework is of (10) Marks.
5. Holiday homework submission date is 02.07.2026.

Rules for Summer Season

1. Drink plenty of water.
2. Eat watery fruits and vegetables.
3. Don't go out in sun.

Write the lowercase letter for its uppercase letter.



M

A

D

F




C

N

L

E



G

H



English Worksheet



1) Write the first letter :-



2.) Write the missing letters :-

a _ _ d _ f _ _

i _ _ _ m .

3.) What Comes before and after :-

_ c _ | _ n _

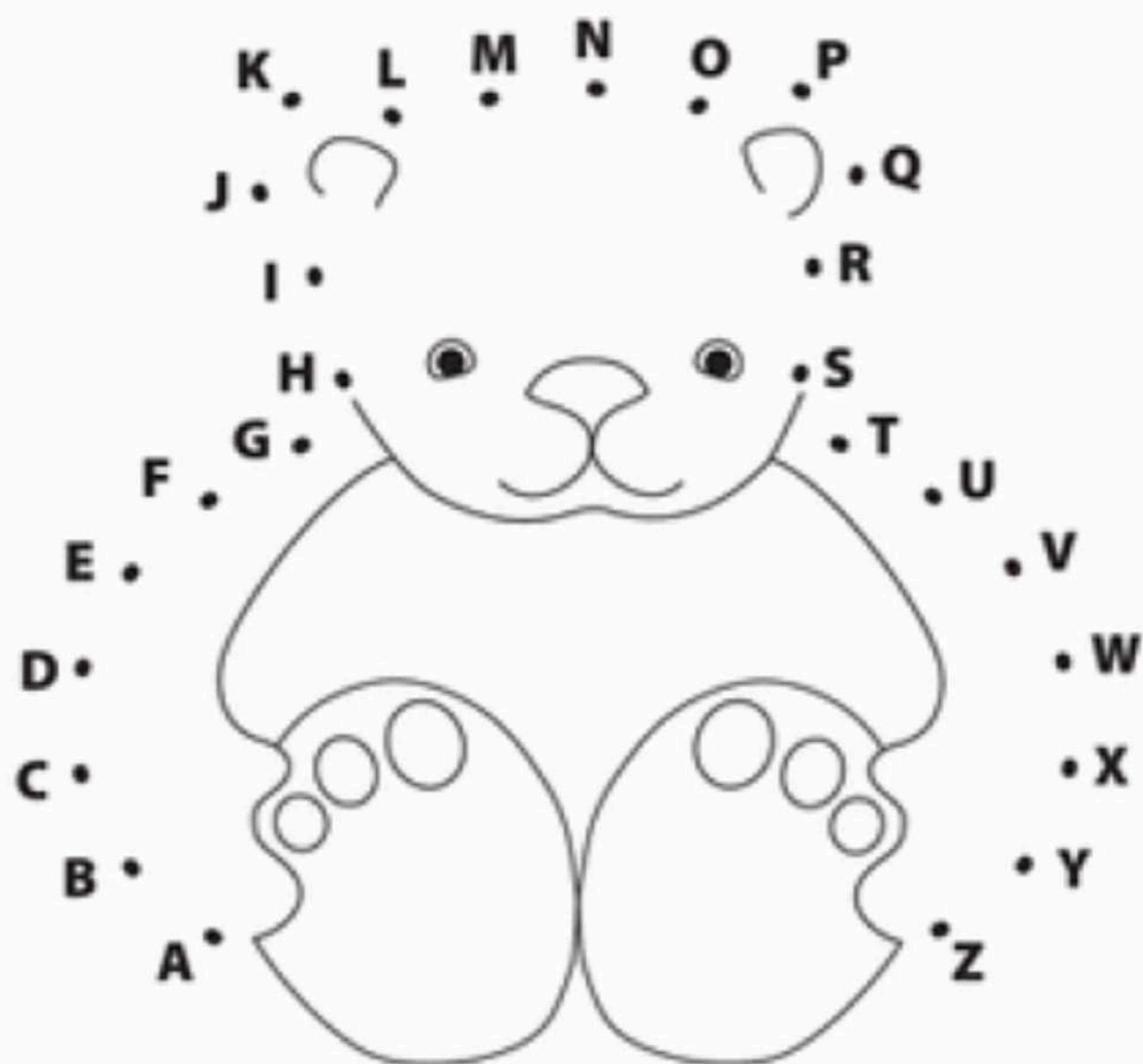
_ e _ | _ l _

_ h _ | _ g _



Dot - To - Dot

Connect the dots from A to Z to complete the picture!



1. स्वर – खाली स्थान में सही वर्ण भरिए :

_____	आ	_____	ई	_____	ऊ	_____
ए	_____	ओ	_____	अं	_____	_____

2. व्यंजन - खाली स्थान में सही वर्ण भरिए :

क	_____	ग	_____	ङ•
_____	छ	_____	झ	_____
_____	ठ	ड	_____	ण
त	थ	_____	ध	_____

चित्र देखकर पहला अक्षर लिखो
सभी चित्रों में रंग भरो

1




7



2



8



3



9



4



10



5



11




6



12



नीचे दिए गए वर्णों को क्रमानुसार जोड़कर चित्र को पूरा करें और इनमें रंग भरें।




Numbers 1 – 10

Direction: Unscramble the letters; drag the letters in the boxes to form the **word name** of the number.



1 E N O

ONE




X S I

□ □ □




W O T

□ □ □




N E V S E

□ □ □ □ □




H E T R E

□ □ □ □ □



G E T H I

□ □ □ □ □



O U F R

□ □ □ □




N E N I

□ □ □ □



V E I F

□ □ □ □



E N T






□ □ □






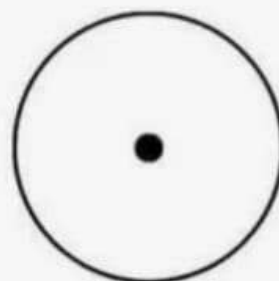








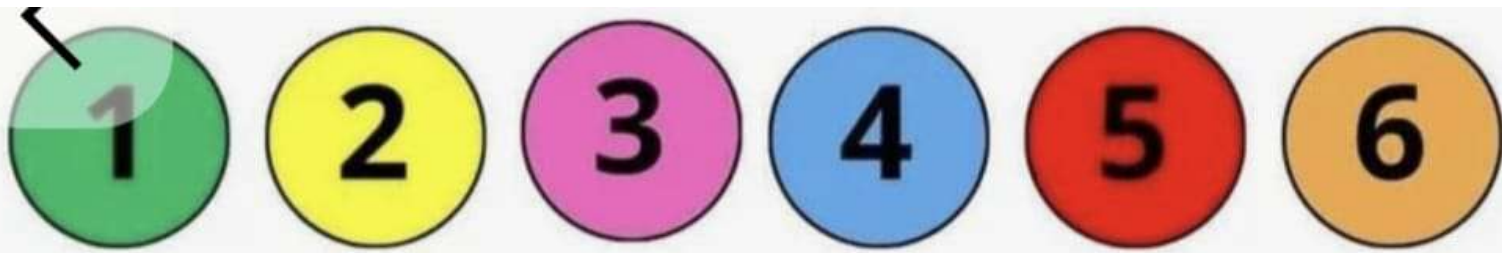
Before and after number



How many?

COUNT FRUITS AND WRITE THE NUMBERS





Name: _____

Date: _____




PAPER TEARING AND PASTING ACTIVITY



Instructions: Tear small pieces of coloured paper and paste them neatly inside the given shapes.

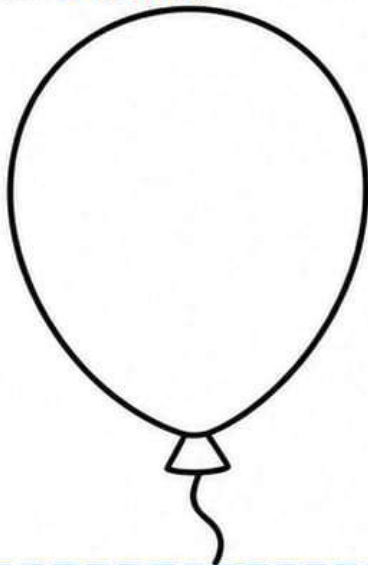
1 Paste paper pieces inside the **Circle**.





2 Paste paper pieces inside the **Tree**.



3 Paste paper pieces inside the **Balloon**.



4 Paste paper pieces inside the **Butterfly**.





HAVE A GREAT



SUMMER

VACATION!

