



**CLASS - 1**  
**SESSION:- 2026-2027**





# Summer Season

Summer is a hot season.  
The sun shines bright in summer.  
We wear light clothes.  
We drink lots of water and  
eat fresh fruits.  
We enjoy ice cream and  
mangoes.  
Summer is a fun season!



# DOs in SUMMER



## 1. DRINK PLENTY OF WATER



Drink lots of water throughout the day.



## 2. EAT HEALTHY & LIGHT FOOD



Eat fresh fruits, vegetables and home-cooked food.



## 3. WEAR LIGHT COTTON CLOTHES



Wear loose, light-colored cotton clothes.



## 4. WEAR HAT & SUNGLASSES



Use a hat and sunglasses to protect from the sun.



## 5. USE SUNSCREEN



Apply sunscreen before going out.



## 6. STAY COOL & TAKE REST



Stay in cool places, take breaks and rest well.



★ STAY SAFE, STAY COOL, HAVE A HAPPY SUMMER! ★



# DON'TS IN SUMMER



1. DON'T GO OUT  
IN THE HOT SUN  
(11 AM - 4 PM)



Avoid direct sunlight, especially between 11 AM and 4 PM.

2. DON'T EAT  
OILY & JUNK FOOD



Avoid fried, spicy and junk food.

3. DON'T DRINK  
SUGARY DRINKS



Avoid soft drinks and packaged juices.

4. DON'T WEAR  
DARK OR TIGHT CLOTHES



Avoid dark colors and tight clothes. They make you feel hot and uncomfortable.

5. DON'T STAY IN  
CLOSED CARS



Never stay in parked cars. The temperature can rise very quickly.

6. DON'T IGNORE  
HEATSTROKE SYMPTOMS



Don't ignore signs like dizziness, headache, nausea or excessive sweating. Take rest and seek help if needed.

★ BE SMART, STAY SAFE THIS SUMMER! ★

Name:


Date:

# *My Summer Vacation Photos!*

**I visited** \_\_\_\_\_





**I played** \_\_\_\_\_



**I ate** \_\_\_\_\_



**I made** \_\_\_\_\_



**"SAY CHEESE!"**



Welcome

to my

SUMMER

HOLIDAY

WORK

Words have power. Use them wisely. ♥

# ENGLISH

Language is the bridge to the world. ♥

Write

Read

Learn



Name : \_\_\_\_\_  
Class : \_\_\_\_\_  
Section : \_\_\_\_\_  
Subject : **ENGLISH**  
School : \_\_\_\_\_





# HOLIDAY HOMEWORK

## Common Noun & Proper Noun



Name: \_\_\_\_\_

Grade 1

Date: \_\_\_\_\_



### Remember:

- **Common Noun** = General name (girl, city, school)
- **Proper Noun** = Special name (Riya, Delhi, St. Mary's School)



### A. Color the Correct Basket

Put these words in the correct basket:

dog, Tommy, park, Lucknow,  
teacher, Mrs. Sharma



### B. Circle the Hidden Proper Nouns

1. My friend **Aman** has a red ball.



2. We visited **Delhi** Zoo.



3. The **cat** is sleeping.



4. My teacher is **Miss Rose**.



### C. Change Common to Proper

Example: girl → **Anya**

- boy → \_\_\_\_\_
- city → \_\_\_\_\_
- school → \_\_\_\_\_
- dog → \_\_\_\_\_







### D. Detective Game - Find the Wrong Word

- I live in **india**. \_\_\_\_\_
- My sister studies in **Sunrise School**. \_\_\_\_\_
- ravi** likes mangoes. \_\_\_\_\_
- The **bird** can fly. \_\_\_\_\_

(Hint: Proper nouns begin with **CAPITAL** letters!)



### E. Tick ✓ the Proper Noun

- river       Ganga 
- boy       Arjun 
- city       Mumbai 
- school       St. Mary's School 

### E. Draw and Write

Draw your pet / favorite toy / school and write its proper name.



Name: \_\_\_\_\_



### ★ Bonus Challenge ★

Write 3 Proper Nouns from your life:

1. \_\_\_\_\_

2. \_\_\_\_\_

3. \_\_\_\_\_





# ENGLISH FUN WORKSHEET



Look at the pictures, frame the sentences and complete the activities.

Name: \_\_\_\_\_



Date: \_\_\_\_\_

## A. Look at the pictures and frame the sentences.



The cat is \_\_\_\_\_.

\_\_\_\_\_



The bag is \_\_\_\_\_.

\_\_\_\_\_



This is a \_\_\_\_\_.

\_\_\_\_\_



He is \_\_\_\_\_.

\_\_\_\_\_



That is a \_\_\_\_\_.

\_\_\_\_\_

## B. Alphabetical Order

1. Write the words in alphabetical order.

a) cat, bat, ant, dog

\_\_\_\_\_ → \_\_\_\_\_ → \_\_\_\_\_ → \_\_\_\_\_

b) mango, apple, banana, grapes

\_\_\_\_\_ → \_\_\_\_\_ → \_\_\_\_\_ → \_\_\_\_\_

c) train, boat, aeroplane, car

\_\_\_\_\_ → \_\_\_\_\_ → \_\_\_\_\_ → \_\_\_\_\_

## C. Vowels and Consonants

1. Write V for vowels and C for consonants.

_____	_____	_____	_____
_____	_____	_____	_____

2. Write two vowels from the box.

A E I O U \_\_\_\_\_

3. Write two consonants from the box.

B C D F G H \_\_\_\_\_

## D. Rearrange the Words to Make Sentences

1. is / The / book / on / the / table .

\_\_\_\_\_

2. playing / The / park / are / in / children .

\_\_\_\_\_

3. like / I / ice cream .

\_\_\_\_\_



Great Work!



# The Kind Boy

Rohan was a kind boy.

One day, he saw a little bird on the ground.

The bird was hurt.

Rohan gave it some water and food.

He made a small nest for the bird.

The bird felt better and flew away.

Rohan was happy.




Write any five sentences from the story.

1. \_\_\_\_\_
2. \_\_\_\_\_
3. \_\_\_\_\_
4. \_\_\_\_\_
5. \_\_\_\_\_





# MATHEMATICS



1

2

3

!



Name : \_\_\_\_\_

Class : \_\_\_\_\_

Section : \_\_\_\_\_

Roll No. : \_\_\_\_\_

Session : \_\_\_\_\_



# Dodging Tables

Let's dodge and fill in the missing numbers!

a.  $3 \times 6 =$

b.  $5 \times 2 =$

c.  $2 \times 9 =$

d.  $3 \times 4 =$

e.  $5 \times 5 =$

f.  $2 \times 3 =$

g.  $3 \times 10 =$

h.  $5 \times 7 =$

i.  $2 \times 5 =$

j.  $3 \times 3 =$

Name: \_\_\_\_\_

Class: \_\_\_\_\_

## Ordinal numbers:


Fill in the blanks by writing the 1st, 2nd, 3rd and 4<sup>th</sup> below the picture.



\_\_\_\_\_




\_\_\_\_\_





\_\_\_\_\_




\_\_\_\_\_

1. The  is in the \_\_\_\_\_ place.

2. The  is in the \_\_\_\_\_ place.

3. The  is in the \_\_\_\_\_ place.


4. The  is in the \_\_\_\_\_ place.



# EVS

## ENVIRONMENTAL STUDIES

Love Nature, Save Earth 





Name : \_\_\_\_\_  
Class : \_\_\_\_\_  
Section : \_\_\_\_\_  
Subject : **EVS**  
School : \_\_\_\_\_




# HEALTHY OR UNHEALTHY?

Write the names of each food item and write whether it is healthy or unhealthy.













































Name: \_\_\_\_\_

Date: \_\_\_\_\_

Class: \_\_\_\_\_


# How we use water?



- Look at the pictures below and state how water is being used at home.



Showering



D\_\_\_\_\_



C\_\_\_\_\_



W\_\_\_\_\_ C\_\_\_\_\_



W\_\_\_\_\_ D\_\_\_\_\_



W\_\_\_\_\_ H\_\_\_\_\_



B\_\_\_\_\_ T\_\_\_\_\_



W\_\_\_\_\_ C\_\_\_\_\_



W\_\_\_\_\_ G\_\_\_\_\_

# COMPUTER

Think • Learn • Create



1 0 1  
0 1 0  
1 0 1  
0 1 0

0 1 0 1  
1 0 1 0  
0 1 0 1



Name : \_\_\_\_\_  
Class : \_\_\_\_\_  
Section : \_\_\_\_\_  
Subject : **COMPUTER**  
School : \_\_\_\_\_





# COMPUTERS

## Worksheet



Name: \_\_\_\_\_ Date: \_\_\_\_\_

### A. Features of Computer



Look at the computer and write its features.



#### Word Box

Monitor  
CPU  
Keyboard  
Mouse  
Speakers

### B. Types of Computers



Look at the pictures and write the names.



#### Word Box

Desktop  
Laptop  
Tablet  
Smartphone

### C. Where are Computers Used?



Look at the pictures and write the places.



#### Word Box

School  
Hospital  
Office  
Bank

### D. Fill in the Blanks



1. A computer helps us to \_\_\_\_\_ and learn new things.
2. We can use a computer to \_\_\_\_\_ games and stories.
3. Computers are used in \_\_\_\_\_, \_\_\_\_\_, offices and banks.
4. A computer has a \_\_\_\_\_, \_\_\_\_\_ and \_\_\_\_\_.





# STUDENT'S ENRICHMENT PROJECT 2026-2027

## CLASS - I

### 1. English

- Do 5 pages writing in your writing notebook.
- Learn poems – *I May Be Little, Being Clean.*

### 2. Mathematics

- Make a model of ascending and descending numbers.  
(Video will be shared for help.)

### 3. Environmental Studies

- Make a model of uses of water.  
(Video will be shared for help.)

### 4. Computer Science

- Stick pictures of uses of computer on an A4 size white sheet. (Pictures will be shared for help.)

### 5. Hindi

- Make a swar and matra project on A4 size sheet. (Video will be shared for help.)



# INSTRUCTIONS

## Students enrichment activities

- \* All the subjects worksheet has to be done in an A-4 sheet
- \* Use only crayons for colouring.
- \* All the worksheets to be kept in a folder with Name, Class, Section and Subjects mentioned.

- 
- \* Complete your assignment on time.
  - \* Holiday homework is of (10) Marks.
  - \* Holiday homework submission ( when the school re-opens )
  - \* The project has to be made and all the projects have to be made very colorful and creatively.





Happy  
Summer  
Vacation